

**KARUPPANNAN MARIAPPAN COLLEGE**

**MUTHUR - 638 105**

**STUDENT SATISFICATION SURVEY – QUESTIONARIE**

Batch

Course

Mail Id

Contact No.

1.How much of the syllabus was covered in the class?

4 – 85 to 100%

3 – 70 to 84%

2 – 55 to 69%

1– 30 to 54%

0 –Below 30%

2. How well did the teachers prepare for the classes?

4 –Thoroughly

3 – Satisfactorily

2 – Poorly

1 – Indifferently

0 – Won't teach at all

3. How well were the teachers able to communicate?

4 – Always effective

3 – Sometimes effective

2 – Just satisfactorily

1– Generally ineffective

0– Very poor communication

4. The teacher's approach to teaching can best be described as

4– Excellent

3 – Very good

2 – Good

1 – Fair

0– Poor

5. Fairness of the internal evaluation process by the teachers.

4 – Always fair

3 – Usually fair

2 – Sometimes unfair

1 – Usually unfair

0– Unfair

6. Was your performance in assignments discussed with you?

4 – Every time

3 – Usually

2 – Occasionally/Sometimes

1 – Rarely

0 – Never

7. The institute takes active interest in promoting internship, student exchange, field visit opportunities for students.

4 – Regularly

3 – Often

2 – Sometimes

1 – Rarely

0 – Never

8. The teaching and mentoring process in your institution facilitates you in cognitive, social and emotional growth.

4 – Significantly

3 – Very well

2 – Moderately

1 – Marginally

0 – Not at all

9. The institution provides multiple opportunities to learn and grow.

4 – Strongly agree

3 – Agree

2 – Neutral

1 – Disagree

0 – Strongly disagree

10. Teachers inform you about your expected competencies, course outcomes and programme outcomes.

4 – Every time

3 – Usually

2 – Occasionally/Sometimes

1 – Rarely

0 – Never

11. Your mentor does a necessary follow-up with an assigned task to you.

4 – Every time

3 – Usually

2 – Occasionally/Sometimes

1 – Rarely

0 – I don't have a mentor

12. The teachers illustrate the concepts through examples and applications.

4 – Every time

3 – Usually

2 – Occasionally/Sometimes

1 – Rarely

0 – Never

13. The teachers identify your strengths and encourage you with providing right level of challenges.

4 – Fully

- 3 – Reasonably
- 2 – Partially
- 1 – Slightly
- 0 – Unable to

14. Teachers are able to identify your weaknesses and help you to overcome them.

- 4 – Every time
- 3 – Usually
- 2 – Occasionally/Sometimes
- 1 – Rarely
- 0 – Never

15. The institution makes effort to engage students in the monitoring, review and continuous quality improvement of the teaching learning process.

- 4 – Strongly agree
- 3 – Agree
- 2 – Neutral
- 1 – Disagree
- 0 – Strongly disagree

16. The institute/ teachers use student centric methods, such as experiential learning, participative learning and problem solving methodologies for enhancing learning experiences.

- 4 – To a great extent
- 3 – Moderate
- 2 – Some what
- 1 – Very little
- 0 – Not at all

17. Teachers encourage you to participate in extracurricular activities.

- 4 – Strongly agree
- 3 – Agree
- 2 – Neutral
- 1 – Disagree
- 0 – Strongly disagree

18. Efforts are made by the institute/ teachers to inculcate soft skills, life skills and employability skills to make you ready for the world of work.

- 4 – To a great extent
- 3 – Moderate
- 2 – Some what
- 1 – Very little
- 0 – Not at all

19. What percentage of teachers use ICT tools such as LCD projector, Multimedia, etc. while teaching.

- 4 – Above 90%
- 3 – 70 – 89%
- 2 – 50 – 69%
- 1 – 30 – 49%
- 0 – Below 29%

20. The overall quality of teaching-learning process in your institute is very good.

4 –Strongly agree

3 – Agree

2 – Neutral

1 – Disagree

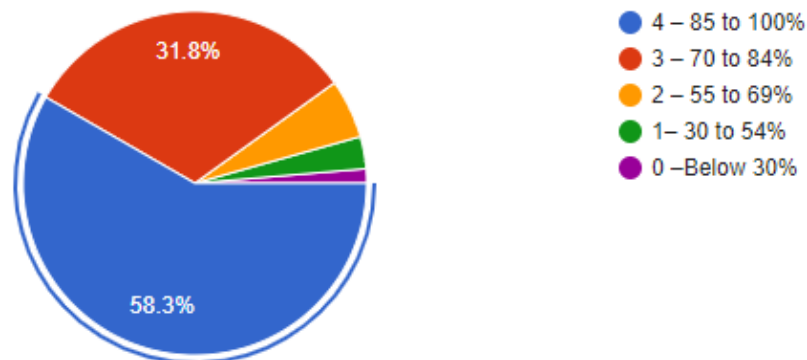
0 – Strongly disagree

21. Give three observation / suggestions to improve the overall teaching – learning experience in your institution.

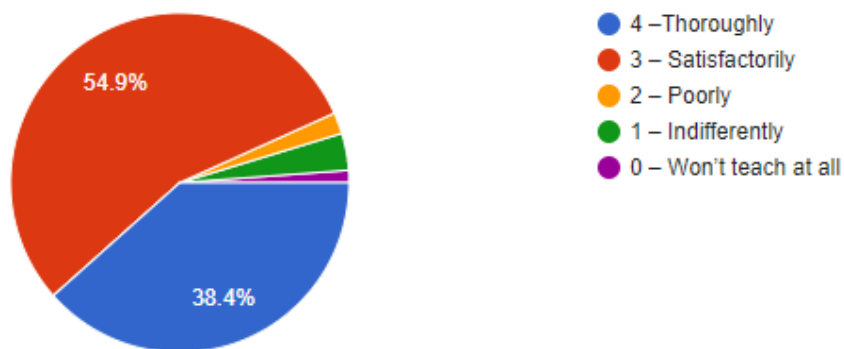
# STUDENT SATISFICATION SURVEY – ANALYSIS AND REPORT

## An Analysis of Students' Response on the various Questions

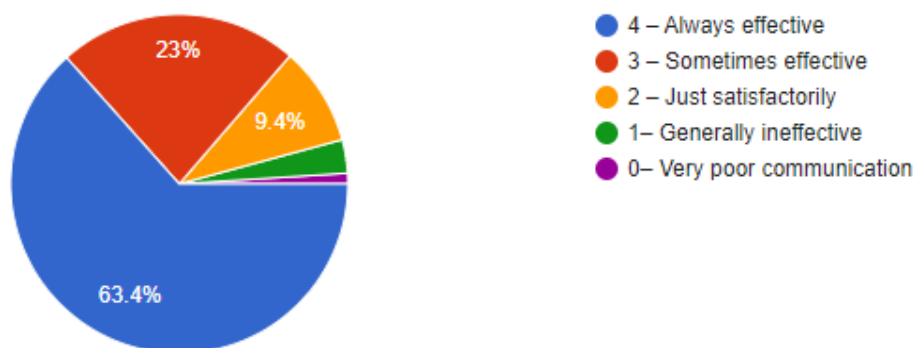
1. How much of the syllabus was covered in the class?



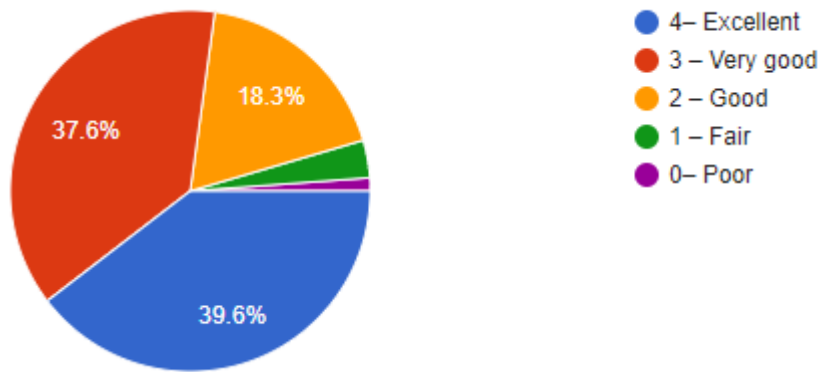
2. How well did the teachers prepare for the classes?



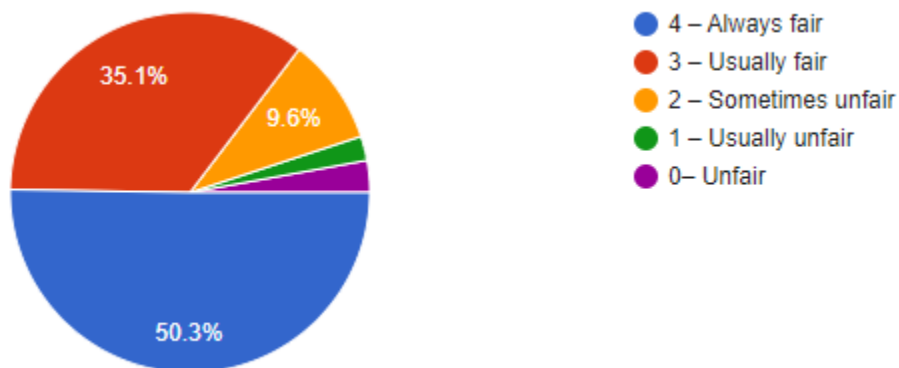
3. How well were the teachers able to communicate?



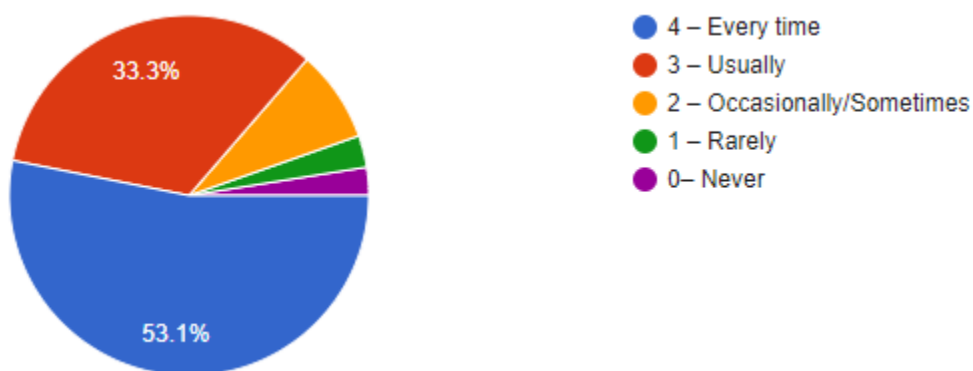
4. The teacher's approach to teaching can best be described as



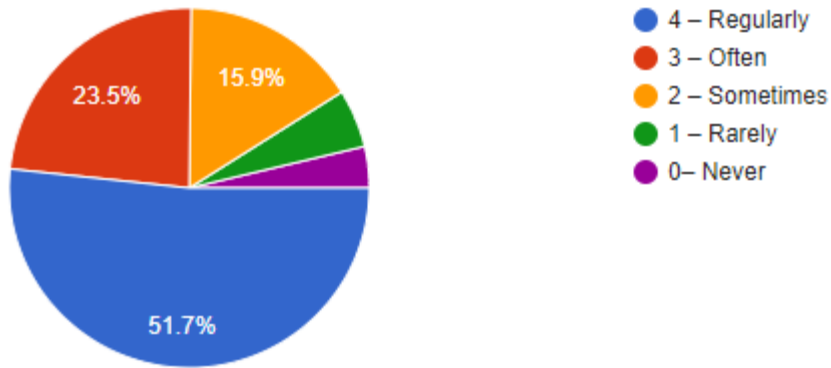
5. Fairness of the internal evaluation process by the teachers.



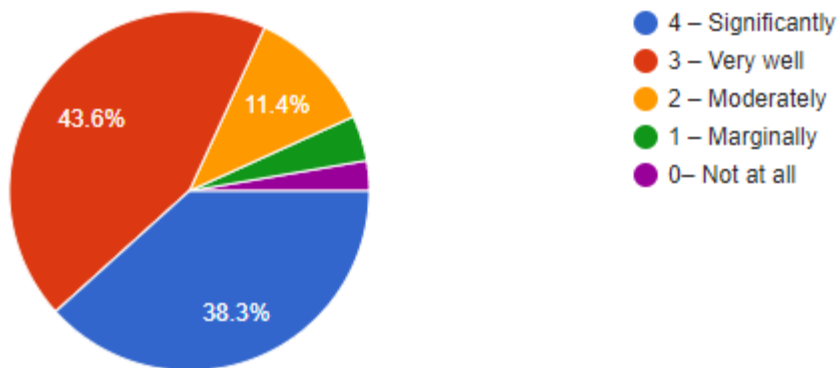
6. Was your performance in assignments discussed with you?



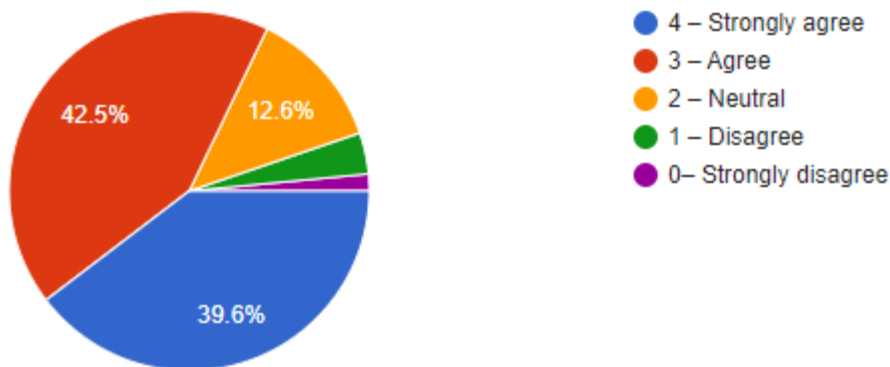
7. The institute takes active interest in promoting internship, student exchange, field visit opportunities for students



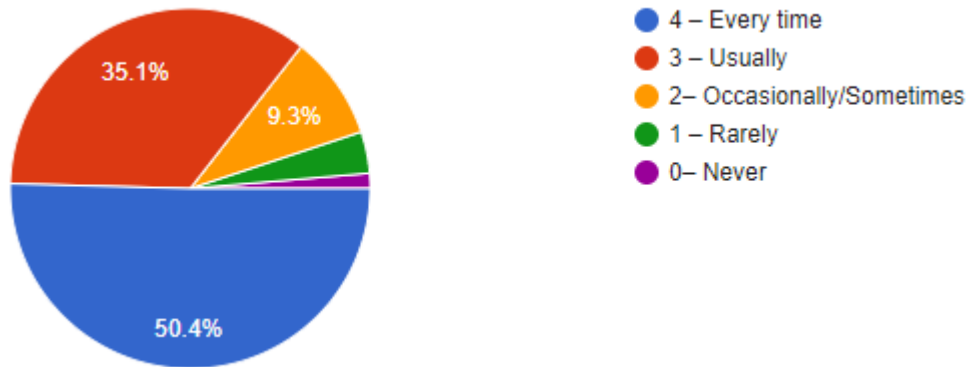
8. The teaching and mentoring process in your institution facilitates you in cognitive, social and emotional growth.



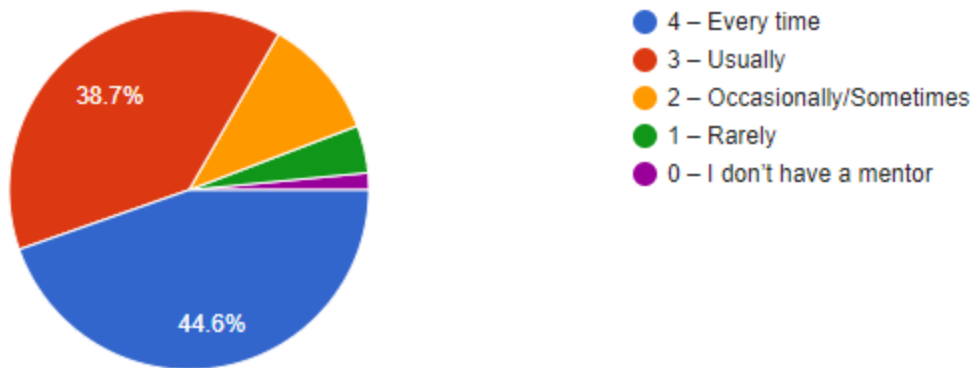
9. The institution provides multiple opportunities to learn and grow.



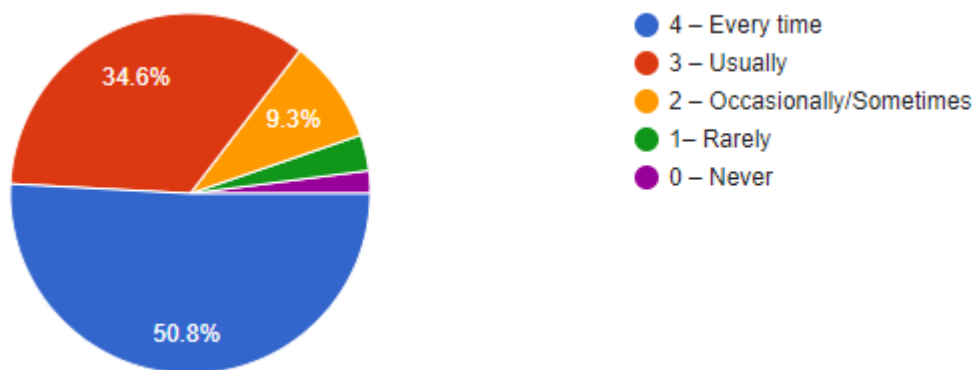
10. Teachers inform you about your expected competencies, course outcomes and programme outcomes.



11. Your mentor does a necessary follow-up with an assigned task to you.

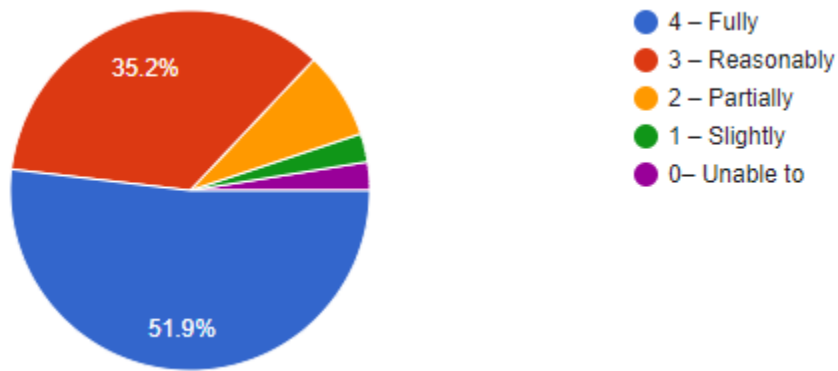


12. The teachers illustrate the concepts through examples and applications.

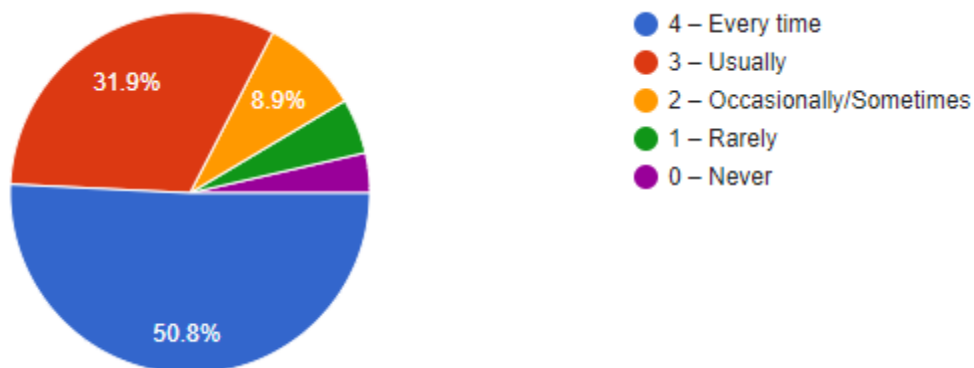




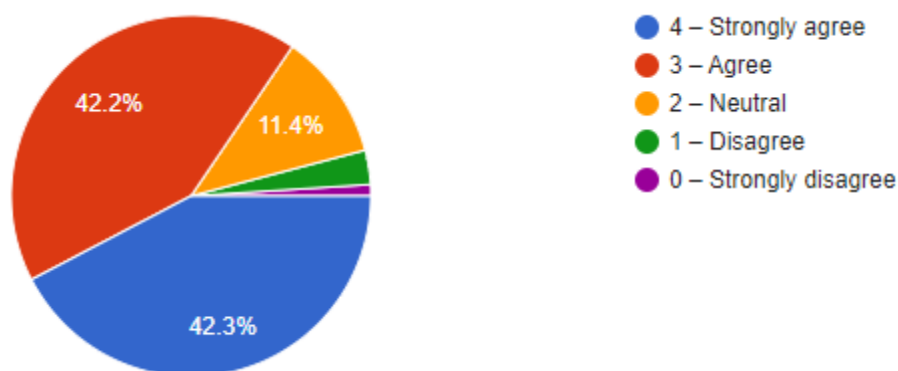
13. The teachers identify your strengths and encourage you with providing right level of challenges.



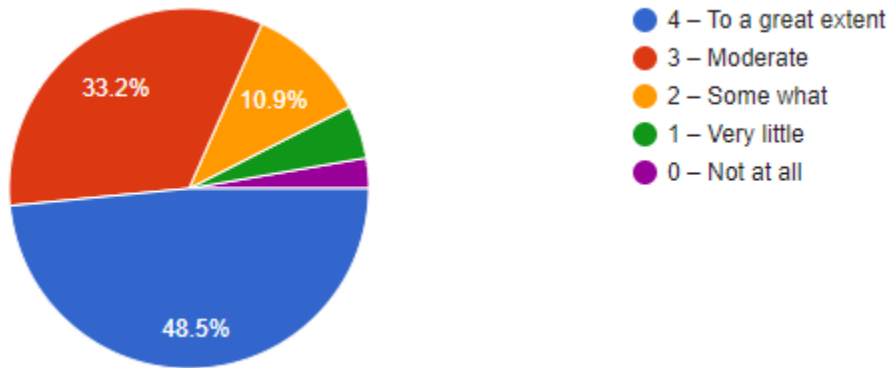
14. Teachers are able to identify your weaknesses and help you to overcome them.



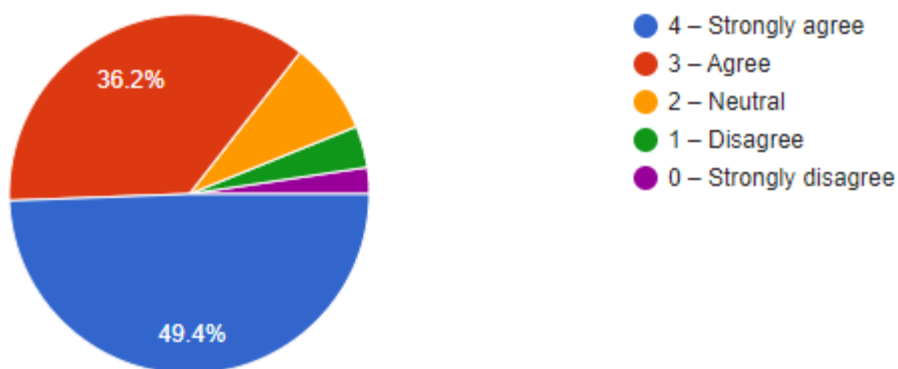
15. The institution makes effort to engage students in the monitoring, review and continuous quality improvement of the teaching learning process.



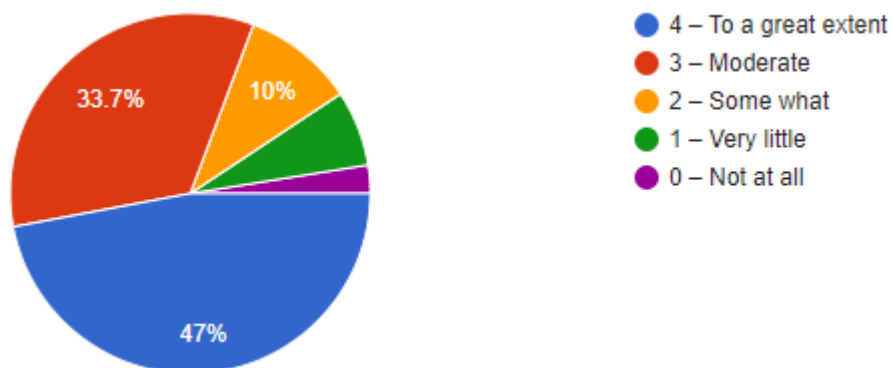
16. The institute/ teachers use student centric methods, such as experiential learning, participative learning and problem solving methodologies for enhancing learning experiences.



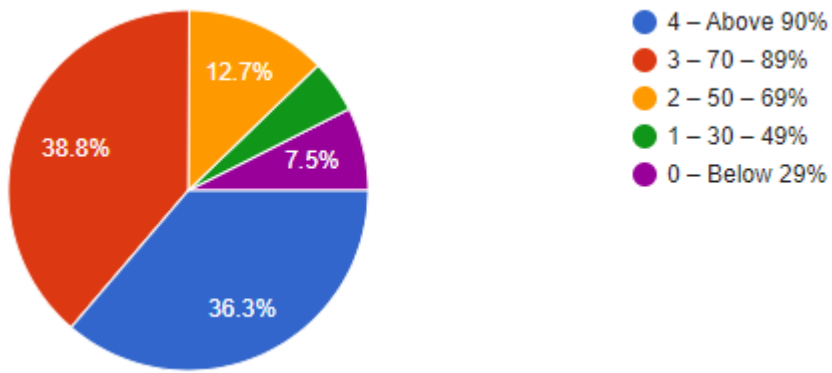
17. Teachers encourage you to participate in extracurricular activities.



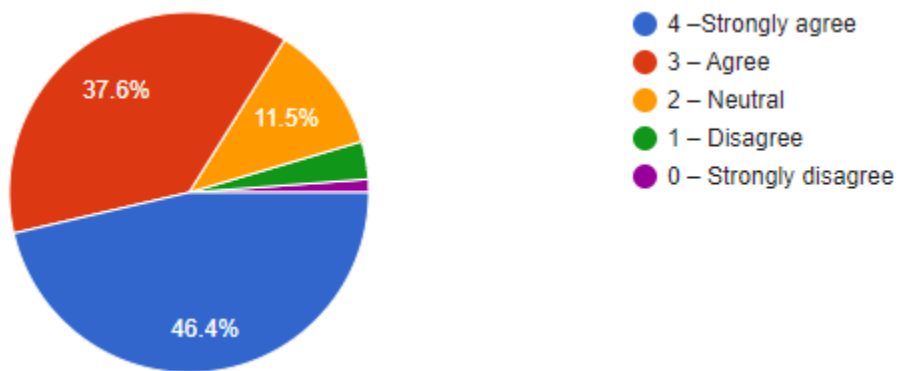
18. Efforts are made by the institute/ teachers to inculcate soft skills, life skills and employability skills to make you ready for the world of work.



19. What percentage of teachers use ICT tools such as LCD projector, Multimedia, etc. while teaching.



20. The overall quality of teaching-learning process in your institute is very good.



## STUDENT SATISFICATION SURVEY

### A Report Based on the Analysis of Questionnaire

The Students Satisfaction Survey (SSS) was conducted from the students using the questionnaire framed on the basis of NAAC guidelines. Students valued the questions on the basis of five different levels of answers.

#### The responses were as following

- 1) 58% of the students agree that the syllabus was covered in the class.
- 2) More than 38% of the students agree that the teachers prepare for the classes.
- 3) 63% of the students agree that the teachers able to communicate.
- 4) More than 39% of the students agree that the teacher's approach to teaching can best.
- 5) 50% of the students agree that the Fairness of the internal evaluation process by the teachers.
- 6) 53% of the students agree that the performance in assignments discussed with students.
- 7) 51% of the students agree that the institute takes active interest in promoting internship, student exchange, field visit opportunities for students.
- 8) More than 38% of the students agree that teaching and mentoring process in your institution facilitates you in cognitive, social and emotional growth.
- 9) More than 39% of the students agree that institution provides multiple opportunities to learn and grow.
- 10) 50% of the students agree that the Teachers inform about your expected competencies, course outcomes and programme outcomes.
- 11) 44% of the students agree that the mentor does a necessary follow-up with an assigned task to students.
- 12) 50% of the students agree that the teachers illustrate the concepts through examples and applications.
- 13) 51% of the students agree that the teachers identify strengths and encourage students with providing right level of challenges.
- 14) 50% of the students agree that the Teachers are able to identify students weaknesses and help students to overcome them.
- 15) 42% of the students agree that the institution makes effort to engage students in the monitoring, review and continuous quality improvement of the teaching learning process.
- 16) 48% of the students agree that the institute/ teachers use student centric methods, such as experiential learning, participative learning and problem solving methodologies for enhancing learning experiences.
- 17) 49% of the students agree that the Teachers encourage you to participate in extracurricular activities.

- 18) 47% of the students agree that the Efforts are made by the institute/ teachers to inculcate soft skills, life skills and employability skills to make you ready for the world of work.
- 19) More than 36% of the students agree that the teachers use ICT tools such as LCD projector, Multimedia, etc. while teaching.
- 20) 46% of the students agree that the overall quality of teaching-learning process in your institute is very good.



**PRINCIPAL**  
**KARUPPANNAN MARIAPPAN COLLEGE**  
**MUTHUR - 638 105.**